


THE WORKSHOPS RAIL MUSEUM

EDUCATION ON TRACK

SENIOR SECONDARY (11–12) MODERN HISTORY TRAIL



*"There are many ways of seeing landscape, and none more vivid... than from a railway train."
RL Stevenson*

This program has been produced and published by The Workshops Rail Museum, North Street, North Ipswich, Qld, Australia 4305.

The Museum's Vision Statement is:

To be recognised as a creative, innovative and exciting journey of discovery into Australia's rail story.

The Mission Statement is:

To harness the significance of the Workshops precinct by delivering international standard cultural and tourism related activities, education and public programs associated with the interaction of rail on people's lives.

Education Programs produced by The Workshops Rail Museum whether in hard copy or accessed from the Museum's internet web site are able to be reproduced and used by educational and like institutions for educational purposes free of charge. Programs cannot be reproduced or used for commercial purposes in any form. All programs, their contents and their images remain the property of The Workshops Rail Museum or other therein acknowledged sources, and normal copyright laws apply.

This program ©The Workshops Rail Museum 2008

For further information and enquiries:

Phone: 07 3432 5100

Fax: 07 3432 5114

Email: bookings@theworkshops.qm.qld.gov.au

Web Site: www.theworkshops.qm.qld.gov.au

Purpose and Overview

The following activities are designed to get students thinking about a range of topics specific to their Modern History Unit. It can be used as a focus for:

1. A school based theme
2. The History of Everyday Life
3. Local History
4. The Individual in History (Oral History)
5. Studies of Change (Cultural and Social changes, Industrial Technology and Change)

You may choose to complete some or all of the activities depending on how they relate to your current unit of work.

Each of the activities aims to develop student's historical inquiry skills in:

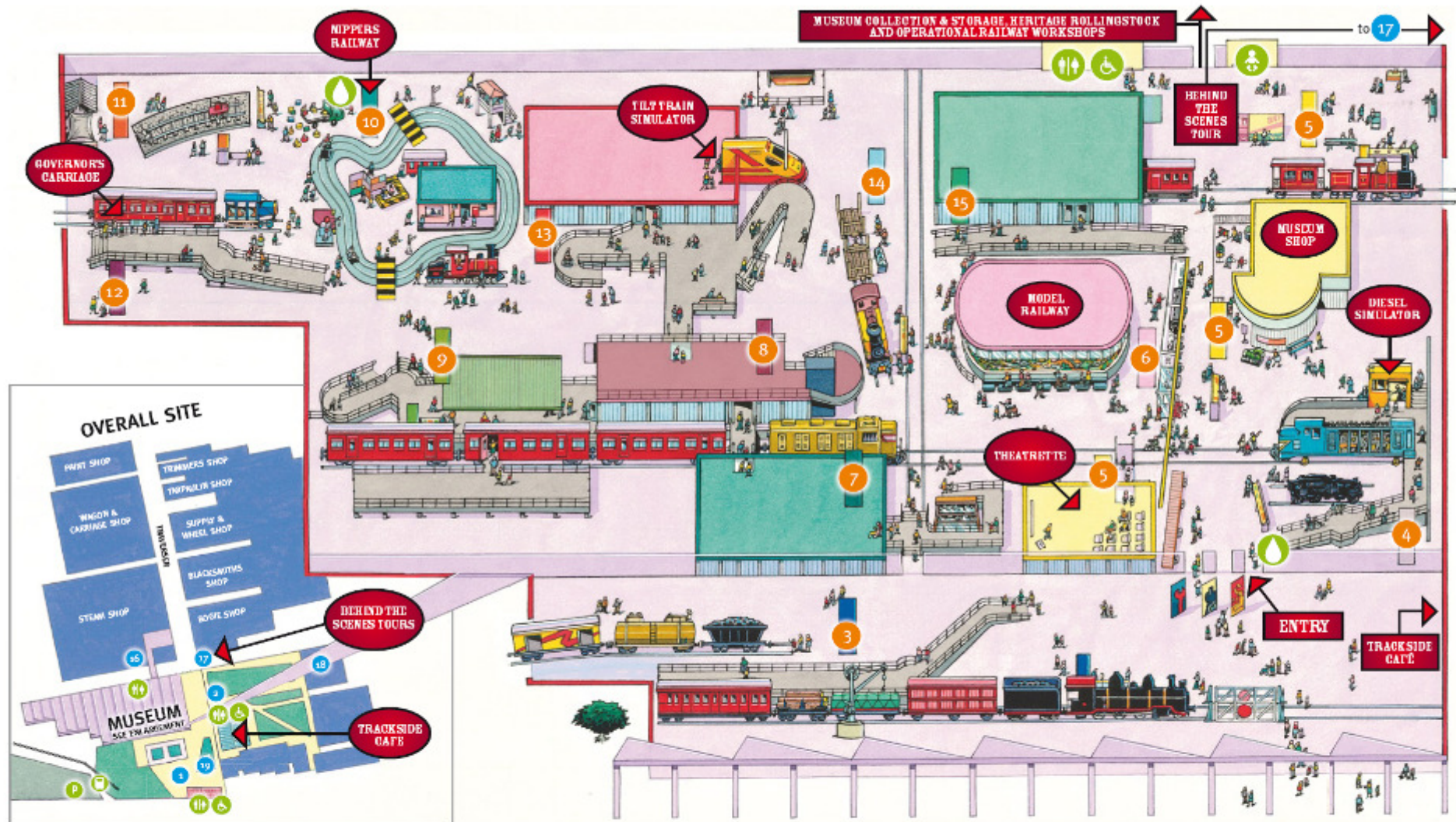
- planning and using an historical research process
- forming historical knowledge through critical inquiry
- communicating historical knowledge

and include the following aspects of inquiry as described in the 2004 Education Qld Modern History Syllabus:

- definitions
- sources
- backgrounds, changes and continuities: motives and causes
- effects, interests and arguments
- reflections and responses

On the following page is a map of The Workshops Rail Museum. You can refer to this map to help orientate yourself throughout the trail activities.

Museum Map



- 11 Toilets
- 12 Baby change room
- 13 Disabled toilet
- 14 Water fountain
- 15 Parking
- 16 Special event station

- 1 Timekeepers Building and Grounds
- 2 Trackside Café
- 3 Museum Collection and Storage
- 4 Behind the Scenes Tours
- 5 Powerhouse
- 6 War Memorial

- 7 Moving Goods
- 8 Diesel Revolution
- 9 Diesel Simulator
- 10 All Aboard
- 11 Theatrette
- 12 Museum Shop
- 13 Model Railway
- 14 Ipswich Railway Workshops
- 15 Rail in Queensland
- 16 Platform 9
- 17 Nippers Railway
- 18 Might and Muscle
- 19 One of a Kind
- 20 Governor's Carriage
- 21 Rail Today
- 22 Tilt Train Simulator
- 23 Other Railways
- 24 Boilershop Gallery

Zone 7 Ipswich Railway Workshops

This section of the museum contains information, artefacts and audiovisual displays about the history of the Ipswich Railway Workshops. Work your way through the zone to develop your understanding of what it was like to live and work in this location over the years.


Activity 1

Create a brief timeline of the Ipswich Railway Workshops.



Activity 5

The museum has an annual worker's reunion every year. Why are these sorts of activities important? How do think ex-workers would feel about coming back to the workshops?



Zone 8 Rail in Queensland



This zone focuses more generally on the history of rail in Queensland and some major historical events and changes over time. While working through this section, imagine what it might have been like to live and work during early years of Australia's history.

Activity 1

The Zone contains a large timeline of important Australian events as well as important rail events. Summarise what you think are key dates in your own timeline.



Activity 2

Watch the film about the beginnings of rail in Queensland and answer the following questions.

1. What was the rail gauge used in Queensland and what were its benefits?

2. Who was Abraham Fitzgibbon? What role did he play in the Queensland rail journey?



3. Where did Queensland's first rail line travel to and from?

4. What was the purpose of the first Queensland railways?

5. What is the Garratt Locomotive?

Activity 3

Zone 8 contains uniforms worn by past rail workers. Draw a diagram of two uniforms.



Zone 16 Museum Collection and Storage

One of the primary roles of The Workshops Rail Museum is to house, preserve and interpret objects that help tell the story of rail in Queensland. Have a look through the window into the large collection stores where you will find where we store everything from old machinery, station signs, steam engine name plates, lights, models of trains and even artworks.

The evolution of rail in Queensland in terms of both history and technology means that The Workshops Rail museum is continuously acquiring new objects for its collection.

After seeing the objects and exhibitions at the Museum, draw a picture of the objects that you would use if you were curating a social history display about the different people who catch trains.

